

DEMOGRAPHICS

Population

14,028

Te Aupōuri
iwi members in 2023



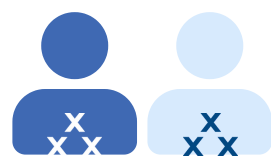
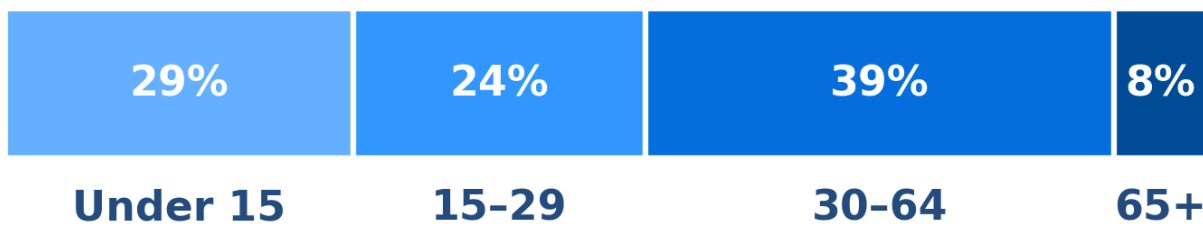
54%
wāhine



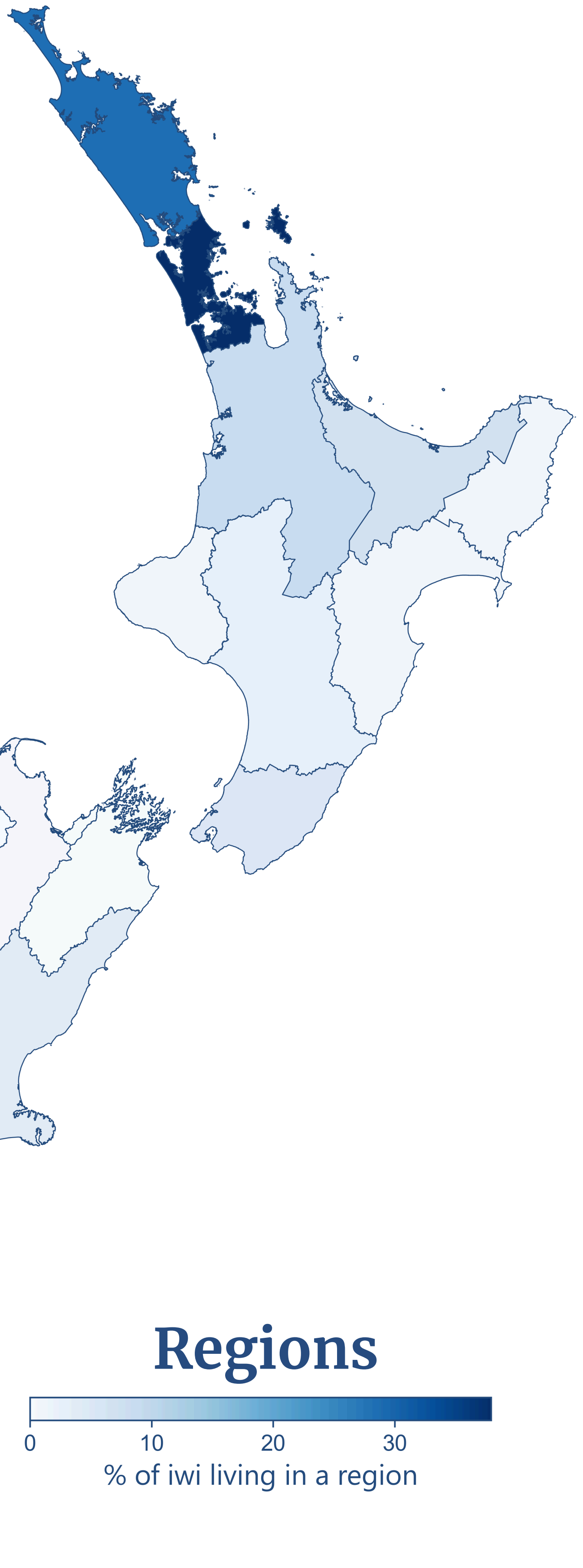
46%
tāne

Age

27.7 yrs
median age*




1 in 2 were under 30 years old



*Median age = half of the population are older, half are younger







WORK STATUS



HIGHEST QUALIFICATION




18.1%
tertiary



22.0%
certifcate/diploma




43.1%
secondary




16.5%
no qualification


HOUSING



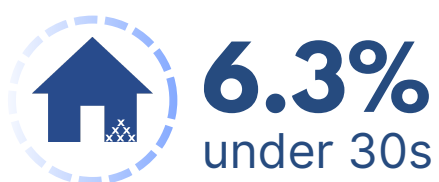
49.1%
in households who
owned their home*



48.8%
in households who
rented their home



32.3%
could hold a conversation in te reo Māori



Access




95.4%
motor vehicle



92.3%
internet



94.6%
mobile phone



1 in 2
reo speakers were under 30

*including homes held in a family trust

