

DEMOGRAPHICS

Population

51,039

Tūhoe
iwi members in 2023



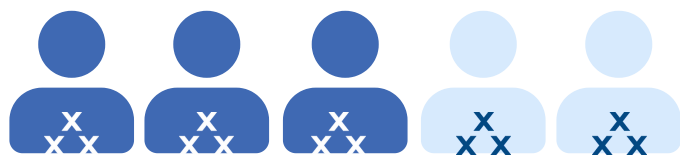
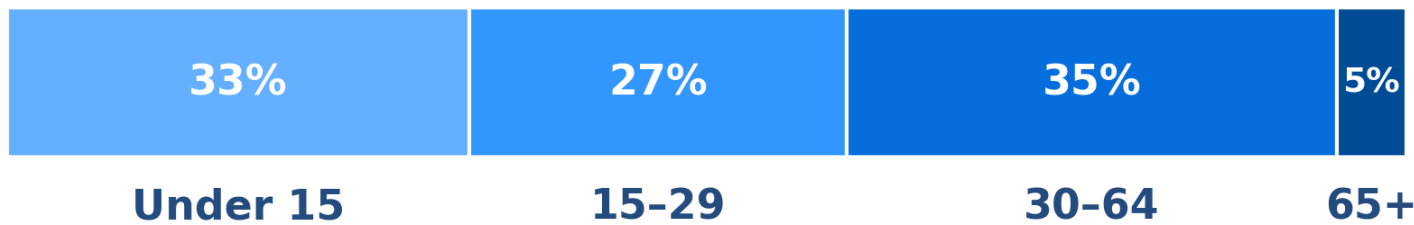
51%
wāhine



49%
tāne

Age

24.1 yrs
median age*



3 in 5 were under 30 years old




Regions



*Median age = half of the population are older, half are younger







WORK STATUS



HIGHEST QUALIFICATION




13.0%
tertiary



21.3%
certifcate/diploma




45.7%
secondary




19.7%
no qualification


HOUSING




42.5%
in households who
owned their home*



55.0%
in households who
rented their home



34.9%
could hold a conversation in te reo Māori



Access



93.6%
motor vehicle



89.7%
internet



93.2%
mobile phone



1 in 2
reo speakers were under 30

*including homes held in a family trust

